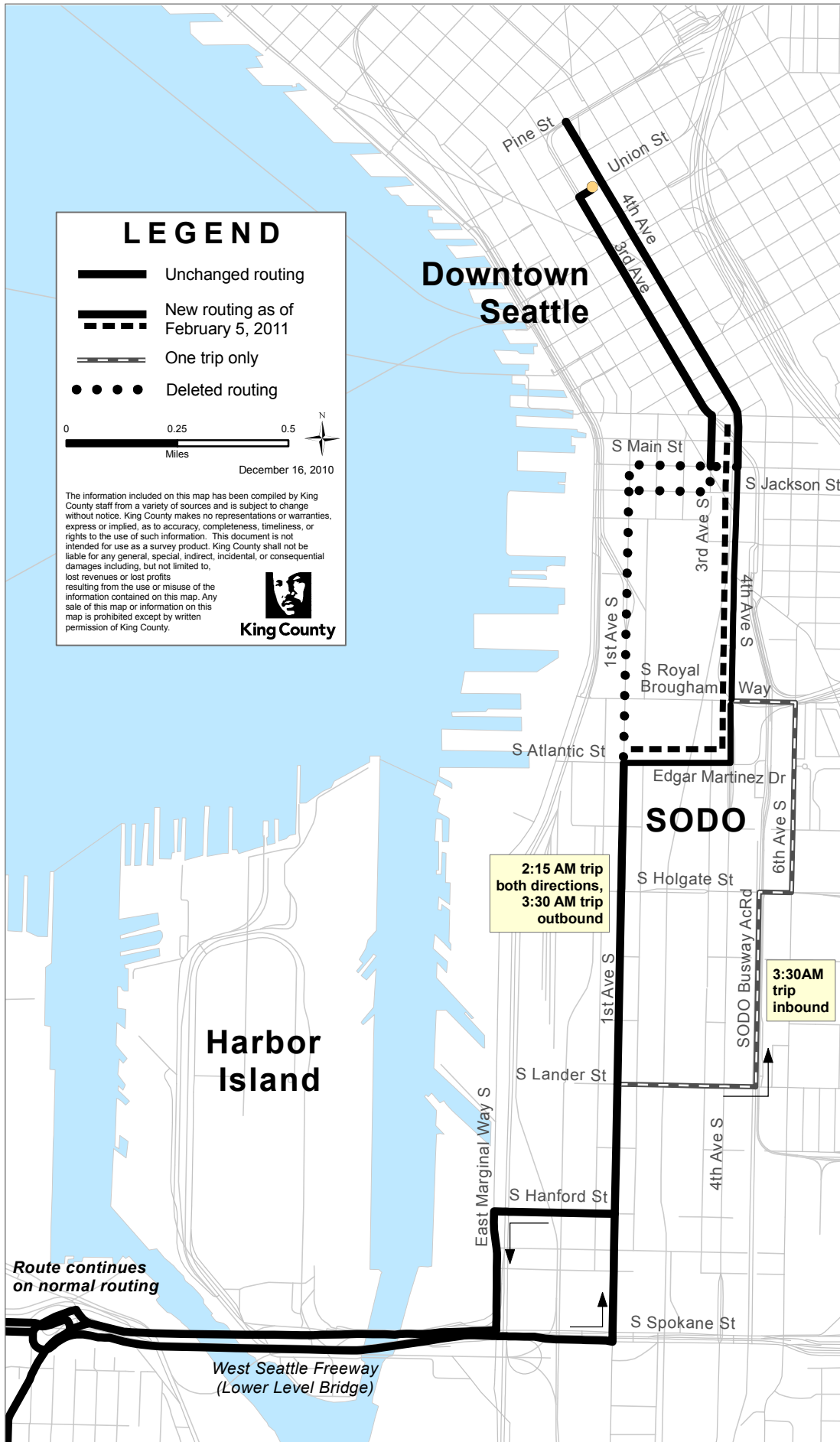




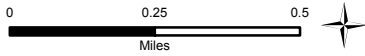


ROUTE 85 Night Owl



LEGEND

-  Unchanged routing
-  New routing as of February 5, 2011
-  One trip only
-  Deleted routing



December 16, 2010

The information included on this map has been compiled by King County staff from a variety of sources and is subject to change without notice. King County makes no representations or warranties, express or implied, as to accuracy, completeness, timeliness, or rights to the use of such information. This document is not intended for use as a survey product. King County shall not be liable for any general, special, indirect, incidental, or consequential damages including, but not limited to, lost revenues or lost profits resulting from the use or misuse of the information contained on this map. Any sale of this map or information on this map is prohibited except by written permission of King County.



King County

2:15 AM trip both directions, 3:30 AM trip outbound

3:30AM trip inbound

Route continues on normal routing

West Seattle Freeway (Lower Level Bridge)