



Route	Description
235	Current: Totem Lake - Bellevue Alternative 1: Brickyard - Bellevue Alternative 2: Totem Lake - Bellevue



Summary of changes

Alternative 1

- Extended to Brickyard Park-and-Ride to replace service currently provided by Route 255.

Alternative 2

- No change.

In the tables below, the color red indicates a change.

How often does the bus come? (approximate minutes between buses)

Peak periods are 5-9 a.m. and 3-7 p.m. weekdays.

	WEEKDAY			WEEKEND	
	Peak	Midday	Night	Saturday	Sunday
CURRENT	30	30	30 - 60	60	60
ALTERNATIVE 1	No change	No change	No change	No change	No change
ALTERNATIVE 2	No change	No change	No change	No change	No change

Hours of service?

	Weekdays	Saturday	Sunday
CURRENT	5 AM to Midnight	6 AM to 11 PM	6 AM to 11 PM
ALTERNATIVE 1	No change	No change	No change
ALTERNATIVE 2	No change	No change	No change

Route	Description
235	Current: Totem Lake - Bellevue Alternative 1: Brickyard - Bellevue Alternative 2: Totem Lake - Bellevue

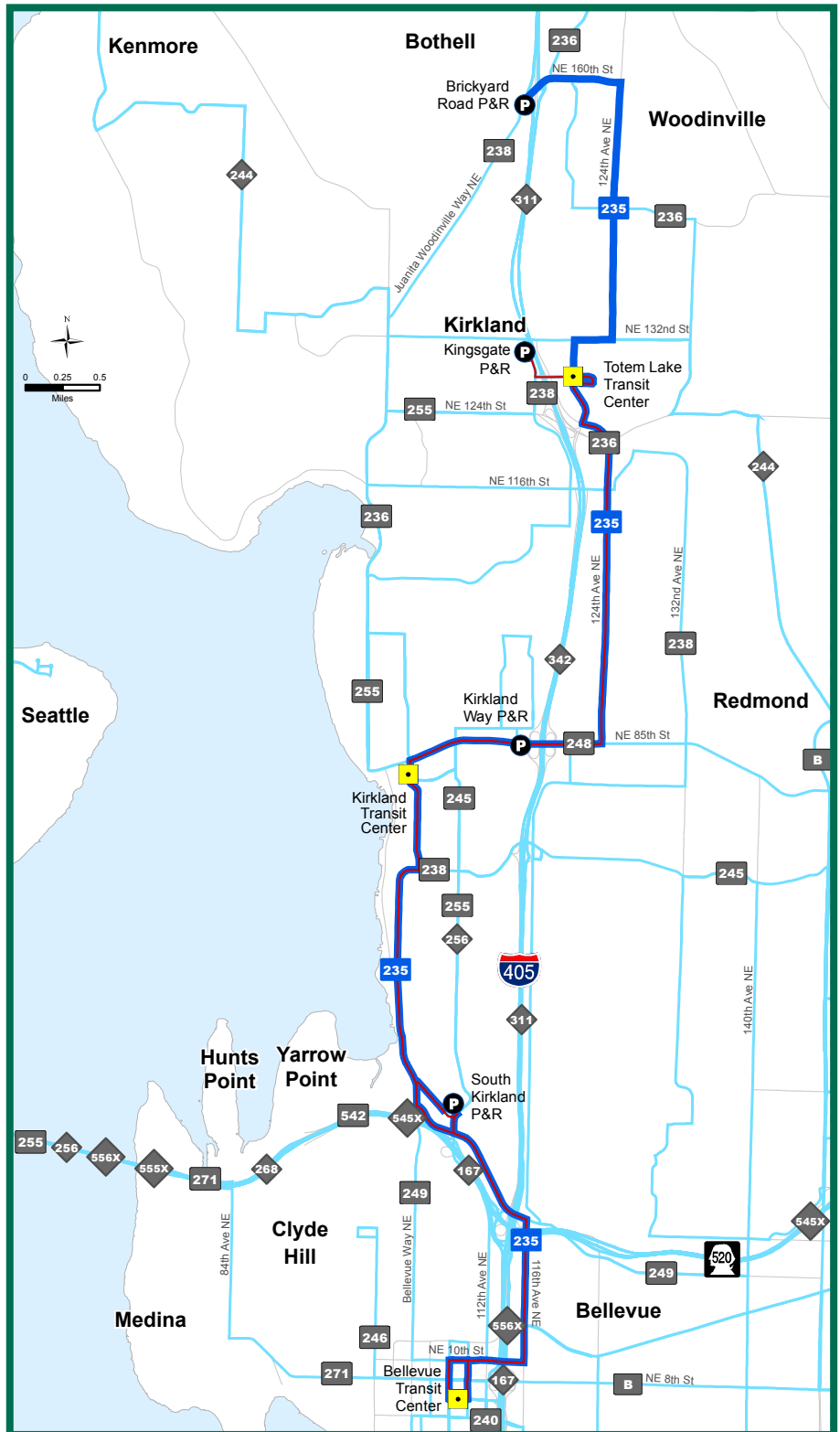
Rider options

Alternative 1






- No change.

Alternative 2

- No change.



ALTERNATIVE 1 Revised Route 235

 Alternative 1 Route 235
 Current Route 235
 Alternative 1 All Day Routes
 Alternative 1 Peak Only Routes
 University Link
 University of Washington Station

