



Route	Description
32	Current: Seattle Center - University District Proposed: Seattle Center - University District



Summary of proposed changes

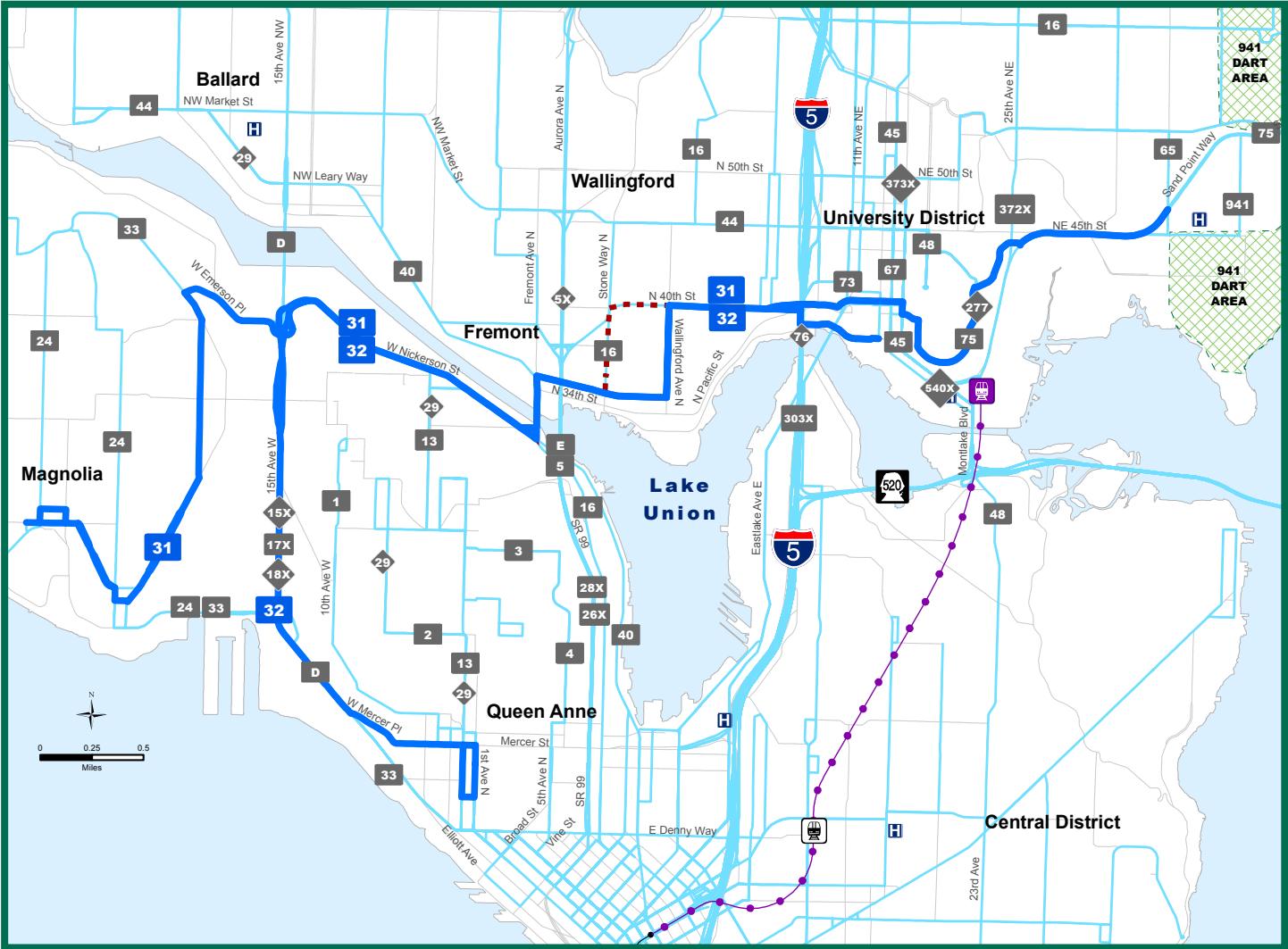
- Replace Route 26 on Wallingford Avenue N and N 35th Street with Route 32.
- This route would have improved service thanks to Seattle voters.

In the tables below, the color red indicates a change.






How often the bus comes (approximate minutes between buses)					
Peak periods are 5-9 a.m. and 3-7 p.m. weekdays.					
	WEEKDAY			WEEKEND	
	Peak	Midday	Night	Saturday	Sunday
CURRENT	20 - 30	30	30	30	30
PROPOSED	No change	No change	No change	No change	No change

Hours of service			
	Weekdays	Saturday	Sunday
CURRENT	6 AM to Midnight	6 AM to Midnight	6 AM to Midnight
PROPOSED	No change	No change	No change

Route	Description
32	Current: Seattle Center - University District Proposed: Seattle Center - University District



Proposed Routes 31 and 32

-  Proposed route 31 and 32
-  Other proposed all-day routes
-  Other proposed peak-only routes
-  Deleted portion of current routes 31 & 32
-  University Link
University of Washington Station

Rider options

Along Stone Way N, use revised Route 16.

